







BN-3 Assembly



Top
section



Middle
section




Bottom
section



BN-3

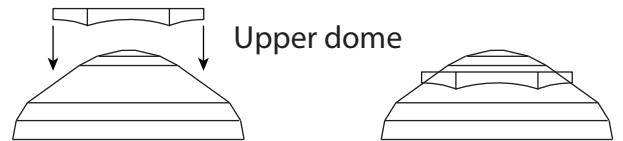
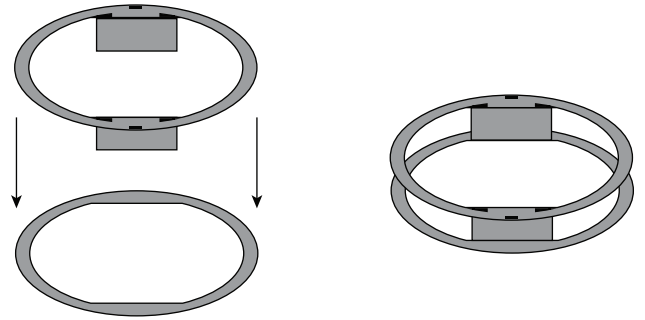
Top section assembly



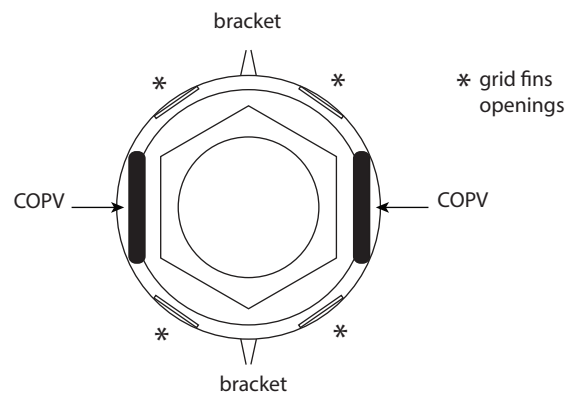
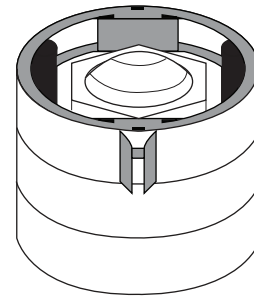
42 mm

20 mm

connector for middle section



Upper dome




IMPORTANT
 Top former is glued 42 mm from top edge of top booster section.
 Bottom former is glued 20 mm from bottom edge of top booster section.

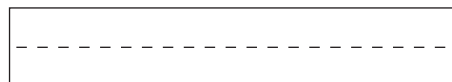


BN-3

Middle section assembly



connector for bottom section



IMPORTANT
Top former is glued 20 mm from top edge of middle booster section.
Bottom former is glued 20 mm from bottom edge of middle booster section.



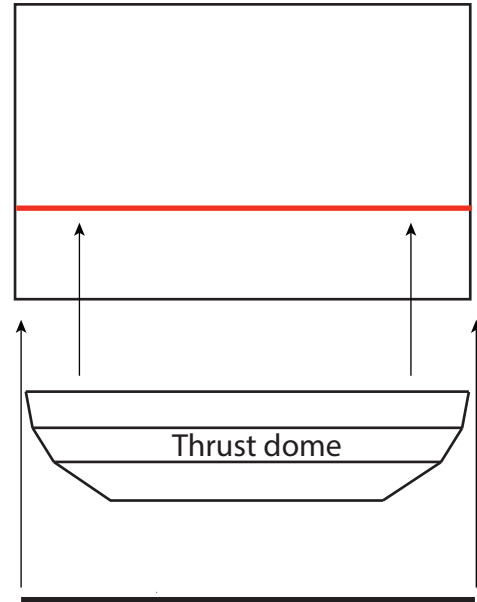
BN-3

Bottom section assembly

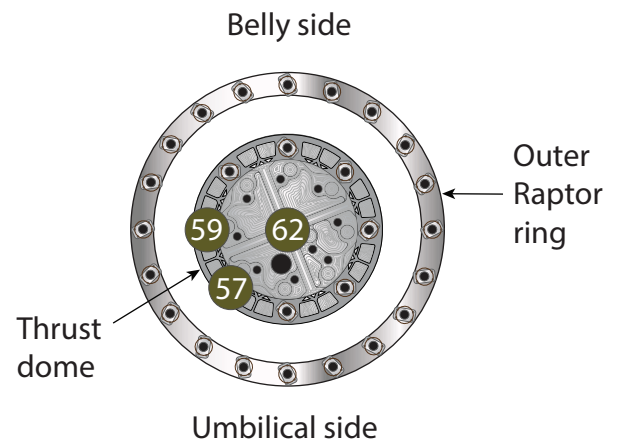


20 mm

19 mm



Outer Raptor ring



IMPORTANT
Top former is glued 20 mm from top edge of bottom booster section.
Bottom former is glued 19 mm from bottom edge of bottom booster section.