



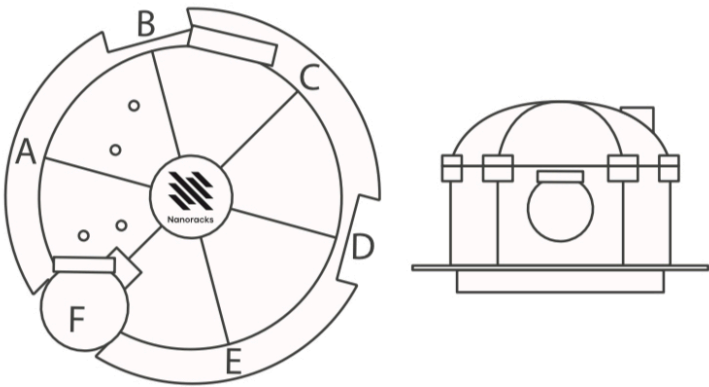


Bishop Assembly Manual











Designer: Vad Kuz



Diagram




Follow the diagram to match the letters with the open spaces on the bottom disc.












Align with letter F





















Special thanks to Ukrainian card modelist **Vad Kuz** for designing the Bishop paper model for the AXM ISS 1:100 scale papermodel.

Thank you Vad!