


# Atlas V Launch Pad 1:96 Instruction Manual



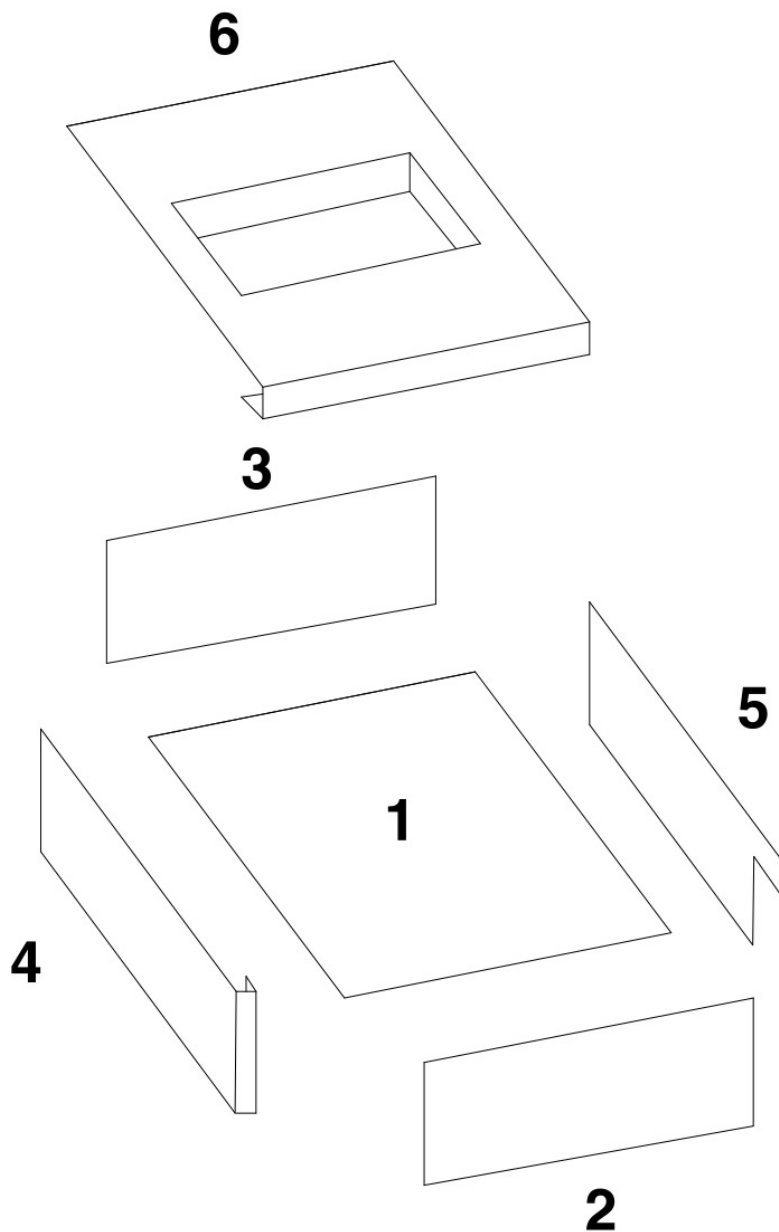
Designer: Michael Knobloch




## Building the Atlas V Launch Pad (1:96)



The photos shown on this manual are property of owner and designer Michael Knobloch who gave permission to be used for this purpose. The launch pad shown on the photos is a prototype version of the original. The Atlas V model used for this presentation is from designer John Jogerst.

Other photos that show my Atlas V (AXM version) are from Kurt Ehmann.


Below is the overall diagram of the components of the launch pad box. Side 2 is the front of the pad and side 3 is for the umbilical support structure.

























































































**Launch Pad Designer: Michael Knobloch**  
**Instruction Manual: Alfonso X Moreno**